

**ACP -06**

# Conventional Manual Call Point



## Features

- High visibility indication in alarm condition
- Easy and economical installation
- Visible in the dark via the unique luminescent resettable element
- Six configurations in one unit design for reduced inventory holding
- Extremely easy to reset via the robust twist and set key system
- Surface mount and flush mount options available
- High impact resistant ABS plastic material
- Available in blue, green, yellow and white

# ACP-06 Conventional MCP

## Description

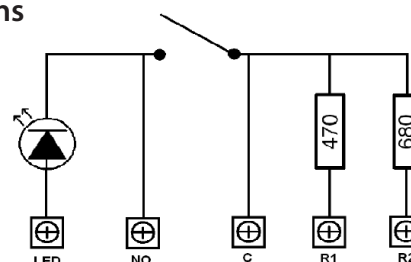
The Ampac ACP-06 is a resettable manual call point with unique and innovative features. It has been designed to obtain maximum visibility, high reliability in operation incorporating a pleasant aesthetic appearance and is fully approved to EN54-11.

Six modes of operation are achievable simply by choosing the appropriate internal connection terminals. All these configurations are easily accessed via the screw terminals. The internal printed circuit board is fully enclosed and protected and incorporates a current limiter that maintains a steady supply to the LED.

The ACP-06 is easily reset using the special key provided that allows a simple twist action to restore the call point to its normal operating condition. The same key is used to access the electrical connection.

The ACP-06 is supplied in a choice of either flush or surface mount options. Once fitted the front operating element simply snaps into place and is released using the dedicated test and removal tool supplied with each unit. There is the provision of two cable entry knockouts on the rear plus 2 x 3 pre-marked location points on the top and bottom of the surface mount back box.

## Connections



On the back of the call point there are 5 screw terminals connected to the internal PCB. Depending on where the external cables are connected, the call point provides a series resistor, activates an internal LED or can simply provide a closing contact. Connecting the +IN cable to the terminal marked LED the call point, when operated, will switch on the internal red LED. Alternatively, connecting to the NO terminal, the LED will not operate. There are three different options for connecting the -OUT wire. Connecting to the C terminal provides a clean contact without any series resistor (\*). Choosing either the R1 or R2 terminals incorporates a series resistance, where R1 is a 470  $\Omega$  (5% - 2 W) and R2 is a 680  $\Omega$  (5% - 2 W). The table below details the different connection options:

	LED	NO	C	R1	R2
Switch		+IN	-OUT		
LED+Switch	+IN		-OUT		
LED+Switch+R1	+IN			-OUT	
Switch+R2		+IN			-OUT
Switch+R1		+IN		-OUT	
LED+Switch+R2	+IN				-OUT

Important note: Please note that incorrectly connecting the power supply directly between the "LED" and "NO" terminals can damage internal components, as the power supply will be directly applied to the LED. Carefully check your connections before applying power.

## Technical Information

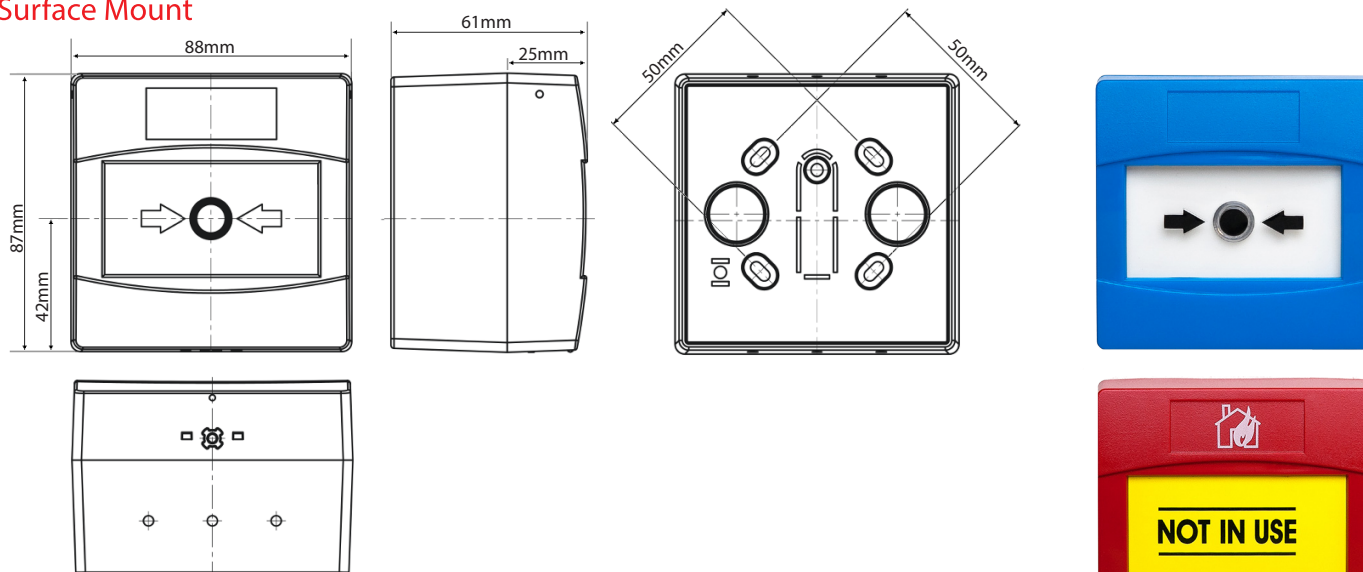
Mounting:	Surface Mount	Flush Mount
Maximum Voltage:	30 Volt	
Minimum Voltage* :	4.5 Volt if LED with R1 is chosen 6.0 Volt if LED with R2 is chosen	
Current Rating (Non-operated):	0 mA	
Current Rating (operated): Resister Values R1 470Ω R2 680Ω	18 mA @12 Volt - R1 13 mA @12 Volt - R2 45 mA @24 Volt - R1 31 mA @24 Volt - R2	
Cable Termination:	0.5 - 2.5 mm <sup>2</sup>	
Operating Temperature:	-30 / +70 °C	
Humidity:	0 - 95 %	
IP rating:	42	
Material:	ABS / P glass fibre	
*Below minimum voltage led current is lower than 7 mA		



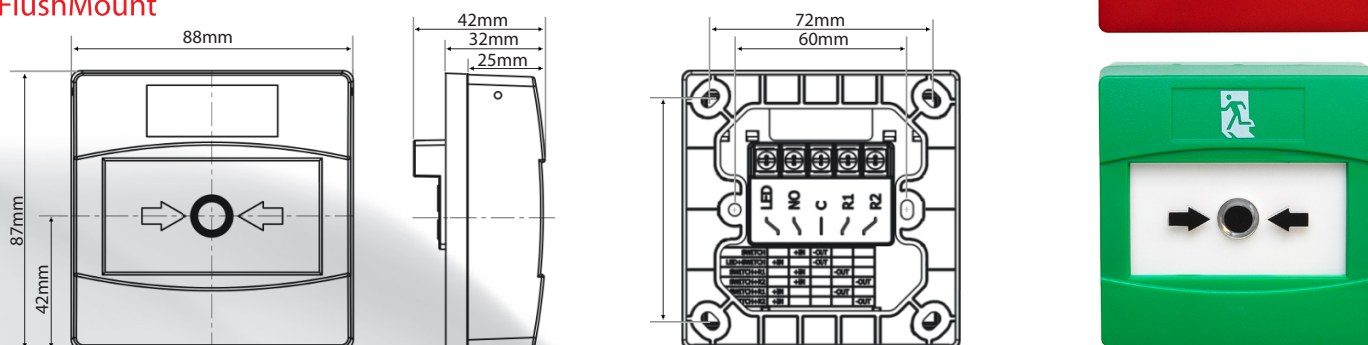
# ACP-06 Conventional MCP

## Dimensions

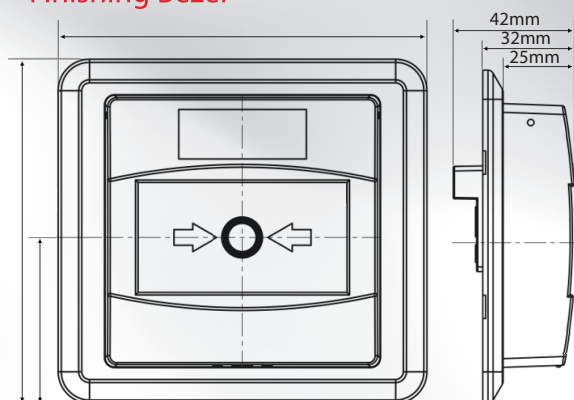
### Surface Mount



### FlushMount



### Finishing Bezel



## Item Numbers

Surface Mount	
4105-1011	Red Surface Mount (Fire Symbol) Conventional MCP
4105-1012	Yellow Surface Mount Agent Release Conventional MCP
4105-1013	White Surface Mount Emergency Alarm Conventional MCP
4105-1014	Green Surface Mount Door Release Conventional MCP
4105-1015	Blue Surface Mount Conventional MCP
Flush Mount	
4105-1021	Red Flush Mount (Fire Symbol) Conventional MCP
4105-1022	Yellow Flush Mount Agent Release Conventional MCP
4105-1023	White Flush Mount Emergency Alarm Conventional MCP
Accessories	
4105-1003	Light Grey Flush Mount Plate with Wall Finishing Bezel
4105-1004	Hinged Safety Cover - with " Lift to operate" text
4105-1005	Hinged Safety Cover - No text
4105-1006	Test Keys (pack of 10)